

PERFORM[®]

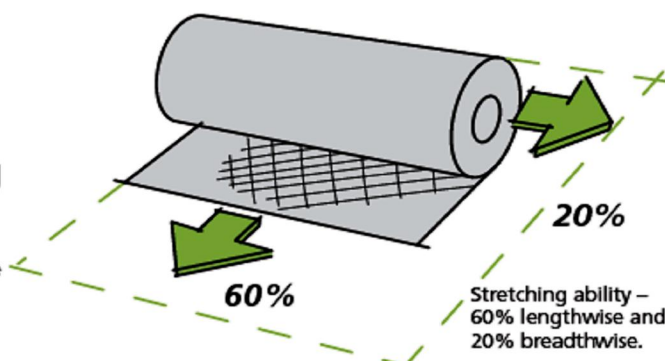
flexible roof flashing

Fixing Guideline

PERFORM flexible roof flashing

PERFORM flexible roof flashing is an environmentally friendly, patented and foldable material, which can replace lead as flashing material. PERFORM flexible roof flashing is a composite consisting of a stretchable aluminium grid, embedded in a polymer rubber. The material offers the following properties:

- **Form stable and self-containing**
- **Low weight – weighs only a third of lead!**
- **Great stretching ability**
- **Joinable with metal**
- **Various colours – black, red, brown and grey (lead grey)**



Dimensions (cm)	31×400	125×400
Material thickness (mm)	2,1 (±0,1/±0,3)	2,1 (±0,1/±0,3)
Weight pr. roll (kg)	4,5	18
Weight pr. roll m ² (kg)	3,6	3,6

Special Tools and Accessories

Joining and termination of PERFORM flexible roof flashing can be carried out with or without using adhesive. In any case we recommend the use of a PERFORM Dresser when dressing the flashing.

When joining or terminating is carried out using adhesive we recommend the use of:

- **PERFORM Cleaning Tissues** – For cleaning of surfaces in regards to grease, oil and release agents.
- **PERFORM Glue** – For pre-fixing and/or pre shaping of joints and flashings.
- **PERFORM Adhesive** – For sealing of joints and adhesion to all standard construction materials, such as brick, concrete, metal, glass and many lacquered surfaces and certain types of plastic.
- **Danalim Primer 961** – For preparation of porous surfaces, such as brick or concrete, for adhesion.
- **PERFORM Xtra Protection (special finish)** – For surface treatment of PERFORM flexible roof flashing where water travels from copper or bitumen (roof felt) onto the flashing. For solutions involving copper or bitumen, the product warranty will become void if the flashing is not surface-treated with PERFORM Xtra Protection.

PERFORM Dresser



PERFORM Cleaning tissues



PERFORM Glue



PERFORM Adhesive



PERFORM Xtra Protection



Fixing in general

PERFORM flexible roof flashing is fixed easily and fast. Craftsmen experienced in working with lead flashing can easily apply PERFORM flexible roof flashing.

After measurement PERFORM flexible roof flashing is cut by means of a Stanley knife or a sheet metal shears.

If necessary the material can be pre-bended or shaped before mounting.

IMPORTANT!

- **The side with the protection foil is the visible or upper side of the material.**

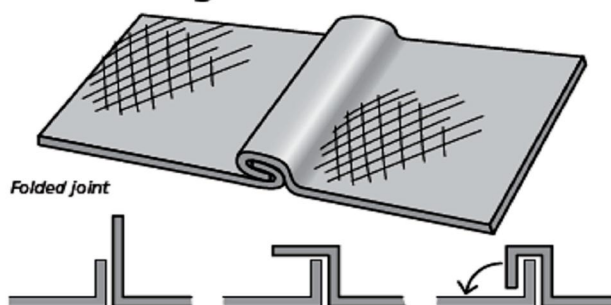
- **Remember to place the flashing material correctly according to the actual need for stretching ability.**
- **To avoid damaging of the surface, dressing has to be carried out by means of a PERFORM Hammer or a soft tool like a fiber or rubber dresser.**
- **To improve strength, form stability and finish of the flashing, edges should be folded.**

Fixing of *PERFORM* flexibel roof flashing

Joining by folding

For the processing and joining of *PERFORM* flexible roof flashing you need the following tools.

- *Sheet metal shears or Stanley knife*
- *Seaming pliers*
- *Fiber hammer*



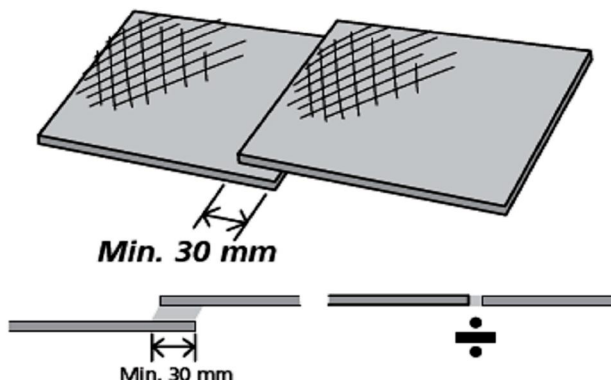
Joining by overlap

For the processing and joining of *PERFORM* flexible roof flashing using overlap you need the following tools and accessories.

- *Sheet metal shears or Stanley knife*
- *PERFORM Glue*
- *PERFORM Adhesive*

If you want to use overlapping and adhesive techniques instead of folding up the sheets, you will benefit from fastening the parts using *PERFORM* Glue and then shaping the material as required.

IMPORTANT! Finally, seal all joints with *PERFORM* Adhesive.



Termination of flashings

If necessary terminations against walls, roofs, dormers, valley gutters etc. can be carried out by means of:

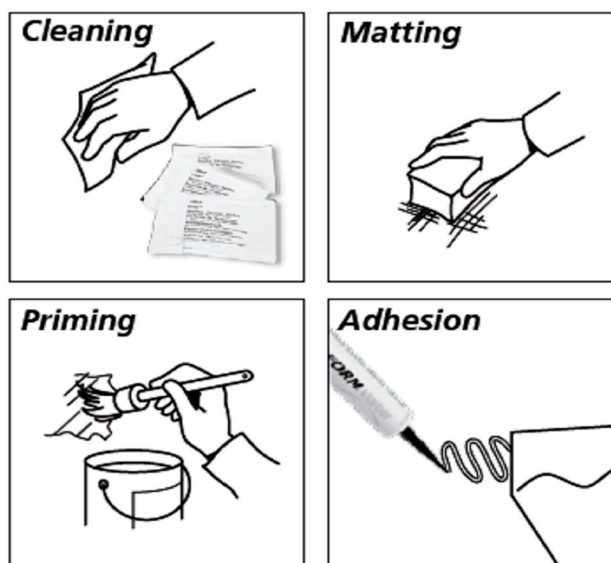
- *Screws*
- *Steel spikes*
- *Adhesion*

Adhesion

For the adhesion process use *PERFORM* Adhesive which sticks to all standard construction materials, such as brick, concrete, metal, glass and many lacquered surfaces and certain types of plastic. To ensure adhesion to porous surfaces, such as brick or concrete, first treat the surface with Danalim Primer961.

For the cleaning of surfaces in regards to grease, oil or release agents, use *PERFORM* Cleaning Tissues. Give the surface a matt finish using a scouring pad.

IMPORTANT! *PERFORM* Adhesive requires temperatures of at least 5°C to ensure hardening.



Storage

PERFORM flexible roof flashing can be stored by stabling sheets or in rolls. To avoid undesirable joining of the covering material while storing it, it is important that the protection foil is fully intact.

Service

PERFORM specialises in developing flexible solutions for the construction industry, for instance *PERFORM* Membrane Bushings or *PERFORM* Pipe Holders. *PERFORM* readily provides consultancy and advice in relation to the use and mounting of our products. We regularly publish new folders and technical data sheets with up-to-date data. For quick reference and additional information please visit our website www.perform.dk.

Distributor: MAK FASTENER SPECIALISTS LIMITED

Dublin:
+353-(0)1-4519900

Cork:
+353-(0)21-4342890

Tyrone:
+44-(0)28-86758574

PERFORM[®]
flexible solutions