








The perfect flashing for all tray roofs

The large base of the Dektite® Soaker™ dramatically reduces rainwater back up on very low or very high roof pitches and deep ribbed roofing profiles.

CHECK THE BENEFITS!

-  Flashes pipe and roof in one go
Easy installation
-  No ponding or damming
The large base reduces rain and snow back up
-  Purpose designed by experts
The only product to use in 'soaker territory' on metal tray roofs
-  No need to cut around pipes
Just quick, straight lines for the square base
-  20 year warranty says it all
Just fit it and forget it - we've got you covered



FS 52067
QUALITY ISO9001
AS/NZS 4347

THE RETROFIT™ SOAKER™



Where damming is a risk and there's difficult access, use a Dektite® Retrofit™ Soaker™.

Just wrap it around the pipe and crimp it.

(Code RFS4)

Installation Instructions



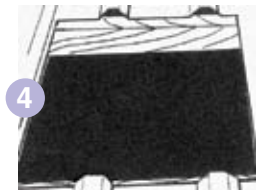
1 Trim the cone to suit pipe size, using a sharp pair of tin snips. Not a knife.



2 Lubricate the pipe with water, slide the soaker flashing down the pipe and form to suit the roof profile.



3 Mark the outline of the soaker on the roof then remove it. Mark a lap allowance of 30mm (inside the original mark). Now determine where soaker sides will finish.



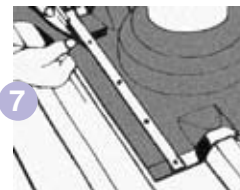
4 Remove all roof inside the 30mm line. Trim off any sharp or uneven edges. Timber supports must be installed to support the roof where the ribs have been removed. (Pipe removed for drawing clarity)



5 Replace the soaker in position and apply silicone sealant to the roof while holding up the edge of the flashing.



6 Fix self tapping and self-sealing screws to the middle front and middle back of the soaker and fix progressively towards the edge.



7 Fasten side strips provided and trim excess soaker where necessary. **Note:** Side trimming of the soaker should be determined prior to cutting roof.

EASY SELECTION GUIDE

| Code No | Pipe mm | Pipe inch | Base mm | Pitch |
|---------|---------|--|------------|--|
| DF602 | 75-155 | 3 - 6" | 410 x 360 | 0-60° or 1 ¹ / ₂ |
| DF603 | 114-254 | 4 ¹ / ₂ - 10" | 485 x 460 | 0-60° or 1 ¹ / ₂ |
| DF605 | 254-406 | 10 - 16" | 708 x 635 | 0-60° or 1 ¹ / ₂ |
| DF606 | 380-610 | 15 - 24" | 1415 x 905 | 0-60° or 1 ¹ / ₂ |
| RFS4 | 235-425 | 9 ¹ / ₄ - 16 ³ / ₄ " | 762 x 680 | 0-60° or 1 ¹ / ₂ |

Available in Grey EPDM.

E.P.D.M. with stands temperatures from -50° C to 115° C & up to 150° C intermittently.
E.P.D.M. with stands temperatures from -58°F to 239°F, & up to 302°F intermittently.